



# RI

**Office of the  
Postsecondary  
Commissioner**

## Postsecondary Attainment Profile

### NEW SHOREHAM, RI

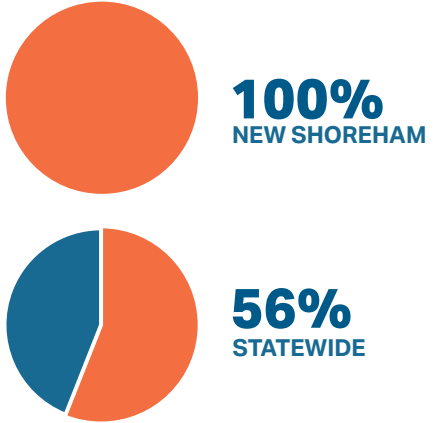
CITY SNAPSHOT		
	NS	RI
<b>WORKING-AGE POPULATION</b> (AGE 25 - 64) <sup>1</sup>	339	576,584
<b>ATTAINMENT RATE: ASSOCIATE DEGREE OR HIGHER</b> (AGE 25 YEARS & OVER) <sup>1</sup>	54%	45%
<b>MEDIAN EARNINGS</b> (AGE 25 YEARS & OVER) <sup>1</sup>	\$49,083	\$55,293
<b>UNEMPLOYMENT RATE:</b> (OCTOBER 2024) <sup>2</sup>	5%	4%

WORKING AGE POPULATION <sup>1</sup> Age 25 and Over by Educational Attainment		
	NS	RI
<b>NO HIGH SCHOOL DIPLOMA</b>	7%	10%
<b>HIGH SCHOOL &amp; EQUIVALENT</b>	27%	27%
<b>SOME COLLEGE</b>	12%	18%
<b>ASSOCIATE</b>	3%	8%
<b>BACHELOR'S +</b>	51%	37%

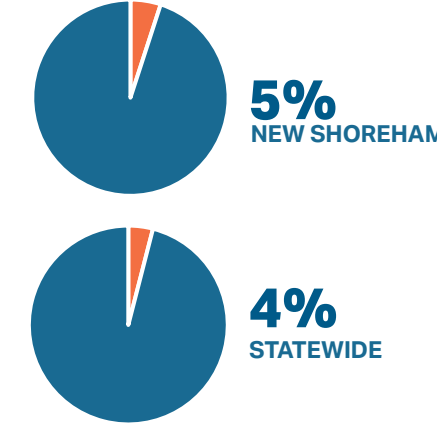
EDUCATION ATTAINMENT BY RACE/ETHNICITY <sup>1</sup> New Shoreham Population (Age 25 and Over) by Educational Attainment and Race														
	AM. IND/AK NATIVE		ASIAN		BLACK/AFRICAN AMER.		NAT.HAW/OTHER P.I.		SOME OTHER RACE		TWO OR MORE RACES		WHITE	
	NS	RI	NS	RI	NS	RI	NS	RI	NS	RI	NS	RI	NS	RI
<b>NO HIGH SCHOOL DIPLOMA</b>	0%	26%	0%	10%	100%	13%	0%	12%	0%	34%	0%	17%	6%	8%
<b>HS GRAD &amp; EQUIVALENT</b>	0%	26%	0%	17%	0%	32%	0%	43%	0%	29%	100%	34%	26%	25%
<b>SOME COLLEGE OR ASSOCIATE DEGREE</b>	0%	28%	0%	16%	0%	30%	0%	36%	0%	23%	0%	24%	16%	26%
<b>BACHELOR'S +</b>	0%	20%	0%	57%	0%	25%	0%	9%	0%	14%	0%	24%	53%	41%

HISPANIC/LATINO POPULATIONS <sup>1</sup> Age 25 and Over by Educational Attainment		
	NS	RI
<b>NO HIGH SCHOOL DIPLOMA</b>	0%	27%
<b>HIGH SCHOOL &amp; EQUIVALENT</b>	0%	34%
<b>SOME COLLEGE OR ASSOCIATE DEGREE</b>	0%	22%
<b>BACHELOR'S +</b>	0%	17%

**FAFSA COMPLETION RATES<sup>3</sup>**  
Through June 30, 2024



**UNEMPLOYMENT RATES<sup>2</sup>**  
Through October, 2024



**MEDIAN EARNINGS<sup>1</sup>**  
Educational Attainment Age 25 and Over

	NS	RI
NO HIGH SCHOOL DIPLOMA	\$-	\$35,144
HIGH SCHOOL & EQUIVALENT	\$47,833	\$43,381
SOME COLLEGE OR ASSOCIATE DEGREE	\$72,554	\$49,471
BACHELOR'S	\$-	\$68,556
GRADUATE/ PROFESSIONAL	\$90,417	\$90,091

**POSTSECONDARY EDUCATION TRANSITION<sup>4</sup>**

**6,100 RHODE ISLAND PUBLIC HIGH SCHOOL STUDENTS** ENROLLED IN A DUAL AND/OR CONCURRENT COURSE. OF THOSE, <10 WERE **NEW SHOREHAM STUDENTS**

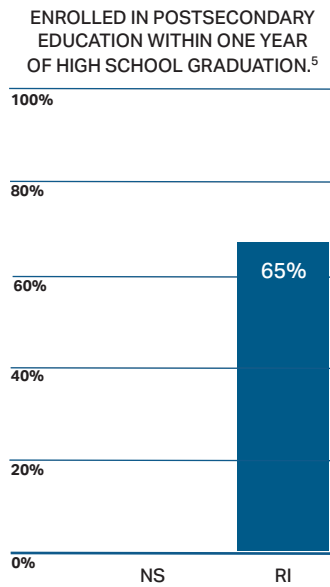
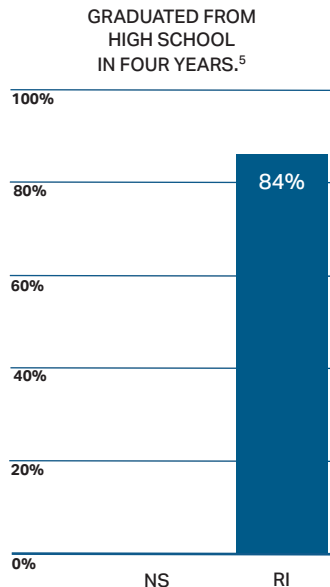
**R.I. STATE SCHOLARSHIPS<sup>4</sup>**

**\$9,509,392** IN SCHOLARSHIPS WERE AWARDED TO **7,597** STUDENTS <10 OF WHOM WERE NEW SHOREHAM RESIDENTS. **\$1,252** WAS THE AVERAGE AWARD

**WORK COMMUTES<sup>1</sup>**  
Workers 16+ (n=371)

**NEW SHOREHAM RESIDENTS WHO:**

WORK IN WASHINGTON COUNTY	<b>100%</b>
WORK OUTSIDE WASHINGTON COUNTY	<b>0%</b>
WORK OUTSIDE OF RI	<b>0%</b>



**DATA SOURCES**

- <sup>1</sup> U.S. Census Bureau, 2019-2023 American Community Survey 5-Year Estimates
  - <sup>2</sup> R.I. Department of Labor and Training Local Area Unemployment Statistics for October 2024
  - <sup>3</sup> U.S. Department of Education's Office of Federal Student Aid
  - <sup>4</sup> R.I. Office of the Postsecondary Commissioner, 2023-2024 academic year data
  - <sup>5</sup> R.I. Department of Education (graduation rates and postsecondary enrollment is based on 2022-2023 public high school graduates)
- "-" The estimate could not be computed because there were an insufficient number of sample observations.