



RI

**Office of the
Postsecondary
Commissioner**

Postsecondary Attainment Profile

NEWPORT, RI

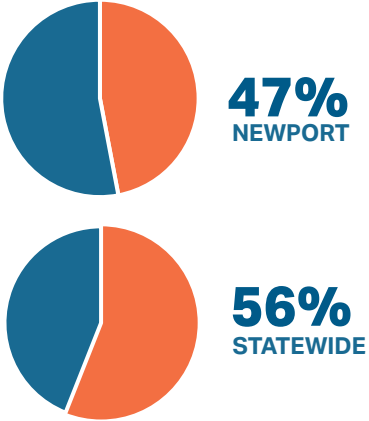
| CITY SNAPSHOT | | |
|--|----------|----------|
| | NEWPORT | RI |
| WORKING-AGE POPULATION (AGE 25 - 64) ¹ | 12,350 | 576,584 |
| ATTAINMENT RATE: ASSOCIATE DEGREE OR HIGHER (AGE 25 YEARS & OVER) ¹ | 60% | 45% |
| MEDIAN EARNINGS (AGE 25 YEARS & OVER) ¹ | \$49,451 | \$55,293 |
| UNEMPLOYMENT RATE: (OCTOBER 2024) ² | 3% | 4% |

| WORKING AGE POPULATION ¹ Age 25 and Over by Educational Attainment | | |
|--|---------|-----|
| | NEWPORT | RI |
| NO HIGH SCHOOL DIPLOMA | 4% | 10% |
| HIGH SCHOOL & EQUIVALENT | 19% | 27% |
| SOME COLLEGE | 16% | 18% |
| ASSOCIATE | 5% | 8% |
| BACHELOR'S + | 56% | 37% |

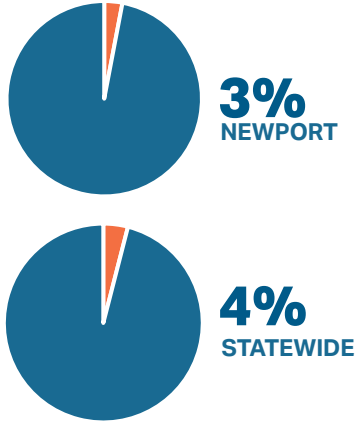
| EDUCATION ATTAINMENT BY RACE/ETHNICITY ¹ Newport Population (Age 25 and Over) by Educational Attainment and Race | | | | | | | | | | | | | | |
|--|-------------------|-----|-------|-----|---------------------|-----|--------------------|-----|-----------------|-----|-------------------|-----|-------|-----|
| | AM. IND/AK NATIVE | | ASIAN | | BLACK/AFRICAN AMER. | | NAT.HAW/OTHER P.I. | | SOME OTHER RACE | | TWO OR MORE RACES | | WHITE | |
| | N | RI | N | RI | N | RI | N | RI | N | RI | N | RI | N | RI |
| NO HIGH SCHOOL DIPLOMA | 8% | 26% | 2% | 10% | 10% | 13% | 0% | 12% | 24% | 34% | 2% | 17% | 4% | 8% |
| HS GRAD & EQUIVALENT | 0% | 26% | 6% | 17% | 50% | 32% | 0% | 43% | 44% | 29% | 21% | 34% | 16% | 25% |
| SOME COLLEGE OR ASSOCIATE DEGREE | 92% | 28% | 18% | 16% | 23% | 30% | 0% | 36% | 3% | 23% | 22% | 24% | 21% | 26% |
| BACHELOR'S + | 0% | 20% | 75% | 57% | 17% | 25% | 0% | 9% | 29% | 14% | 55% | 24% | 59% | 41% |

| HISPANIC/LATINO POPULATIONS ¹ Age 25 and Over by Educational Attainment | | |
|---|-----|-----|
| | N | RI |
| NO HIGH SCHOOL DIPLOMA | 10% | 27% |
| HIGH SCHOOL & EQUIVALENT | 41% | 34% |
| SOME COLLEGE OR ASSOCIATE DEGREE | 15% | 22% |
| BACHELOR'S + | 34% | 17% |

FAFSA COMPLETION RATES³
Through June 30, 2024



UNEMPLOYMENT RATES²
Through October, 2024



MEDIAN EARNINGS¹
Educational Attainment Age 25 and Over

| | N | RI |
|----------------------------------|----------|----------|
| NO HIGH SCHOOL DIPLOMA | \$29,500 | \$35,144 |
| HIGH SCHOOL & EQUIVALENT | \$35,302 | \$43,381 |
| SOME COLLEGE OR ASSOCIATE DEGREE | \$41,444 | \$49,471 |
| BACHELOR'S | \$57,267 | \$68,556 |
| GRADUATE/ PROFESSIONAL | \$92,428 | \$90,091 |

POSTSECONDARY EDUCATION TRANSITION⁴

6,100 RHODE ISLAND PUBLIC HIGH SCHOOL STUDENTS ENROLLED IN A DUAL AND/OR CONCURRENT COURSE. OF THOSE, **82 (1%) WERE NEWPORT STUDENTS.**

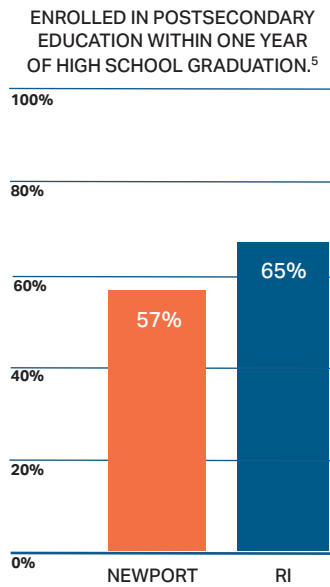
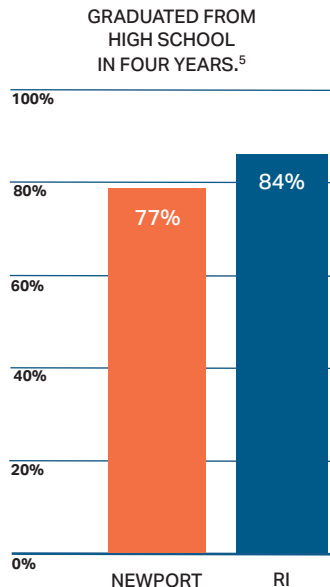
R.I. STATE SCHOLARSHIPS⁴

\$9,509,392 IN SCHOLARSHIPS WERE AWARDED TO **7,597** STUDENTS. **71** OF WHOM WERE NEWPORT RESIDENTS. **\$1,252** WAS THE AVERAGE AWARD

WORK COMMUTES¹
Workers 16+ (n=12,624)

NEWPORT RESIDENTS WHO:

- WORK IN NEWPORT COUNTY: 81%
- WORK OUTSIDE NEWPORT COUNTY: 9%
- WORK OUTSIDE OF RI: 10%



DATA SOURCES

- ¹ U.S. Census Bureau, 2019-2023 American Community Survey 5-Year Estimates
- ² R.I. Department of Labor and Training Local Area Unemployment Statistics for October 2024
- ³ U.S. Department of Education's Office of Federal Student Aid
- ⁴ R.I. Office of the Postsecondary Commissioner, 2023-2024 academic year data
- ⁵ R.I. Department of Education (graduation rates and postsecondary enrollment is based on 2022-2023 public high school graduates)