



# RI

**Office of the  
Postsecondary  
Commissioner**

## Postsecondary Attainment Profile

### NORTH PROVIDENCE, RI

CITY SNAPSHOT		
	NP	RI
<b>WORKING-AGE POPULATION</b> (AGE 25 - 64) <sup>1</sup>	18,232	576,584
<b>ATTAINMENT RATE: ASSOCIATE DEGREE OR HIGHER</b> (AGE 25 YEARS & OVER) <sup>1</sup>	45%	45%
<b>MEDIAN EARNINGS</b> (AGE 25 YEARS & OVER) <sup>1</sup>	\$56,139	\$55,293
<b>UNEMPLOYMENT RATE:</b> (OCTOBER 2024) <sup>2</sup>	4%	4%

WORKING AGE POPULATION <sup>1</sup> Age 25 and Over by Educational Attainment		
	NP	RI
<b>NO HIGH SCHOOL DIPLOMA</b>	8%	10%
<b>HIGH SCHOOL &amp; EQUIVALENT</b>	29%	27%
<b>SOME COLLEGE</b>	18%	18%
<b>ASSOCIATE</b>	9%	8%
<b>BACHELOR'S +</b>	35%	37%

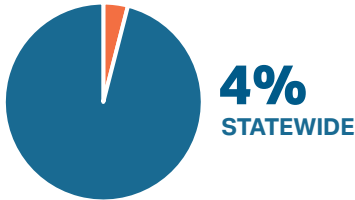
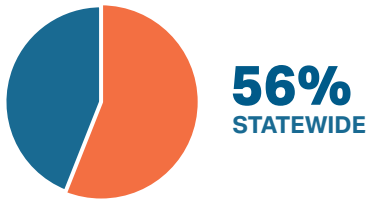
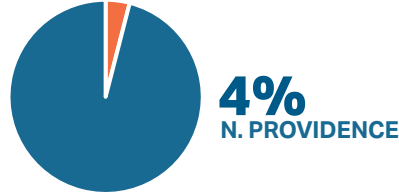
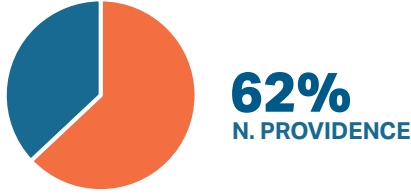
EDUCATION ATTAINMENT BY RACE/ETHNICITY <sup>1</sup> North Providence Population (Age 25 and Over) by Educational Attainment and Race														
	AM. IND/AK NATIVE		ASIAN		BLACK/AFRICAN AMER.		NAT.HAW/OTHER P.I.		SOME OTHER RACE		TWO OR MORE RACES		WHITE	
	NP	RI	NP	RI	NP	RI	NP	RI	NP	RI	NP	RI	NP	RI
<b>NO HIGH SCHOOL DIPLOMA</b>	0%	26%	8%	10%	9%	13%	0%	12%	16%	34%	12%	17%	7%	8%
<b>HS GRAD &amp; EQUIVALENT</b>	0%	26%	25%	17%	26%	32%	0%	43%	46%	29%	37%	34%	28%	25%
<b>SOME COLLEGE OR ASSOCIATE DEGREE</b>	100%	28%	12%	16%	28%	30%	0%	36%	19%	23%	21%	24%	29%	26%
<b>BACHELOR'S +</b>	0%	20%	55%	57%	36%	25%	0%	9%	19%	14%	30%	24%	36%	41%

HISPANIC/LATINO POPULATIONS <sup>1</sup> Age 25 and Over by Educational Attainment		
	NP	RI
<b>NO HIGH SCHOOL DIPLOMA</b>	10%	27%
<b>HIGH SCHOOL &amp; EQUIVALENT</b>	43%	34%
<b>SOME COLLEGE OR ASSOCIATE DEGREE</b>	21%	22%
<b>BACHELOR'S +</b>	27%	17%

**FAFSA COMPLETION RATES<sup>3</sup>**  
Through June 30, 2024

**UNEMPLOYMENT RATES<sup>2</sup>**  
Through October, 2024

**MEDIAN EARNINGS<sup>1</sup>**  
Educational Attainment Age 25 and Over



	NP	RI
NO HIGH SCHOOL DIPLOMA	\$45,699	\$35,144
HIGH SCHOOL & EQUIVALENT	\$47,217	\$43,381
SOME COLLEGE OR ASSOCIATE DEGREE	\$55,676	\$49,471
BACHELOR'S	\$61,032	\$68,556
GRADUATE/ PROFESSIONAL	\$79,077	\$90,091

**POSTSECONDARY EDUCATION TRANSITION<sup>4</sup>**

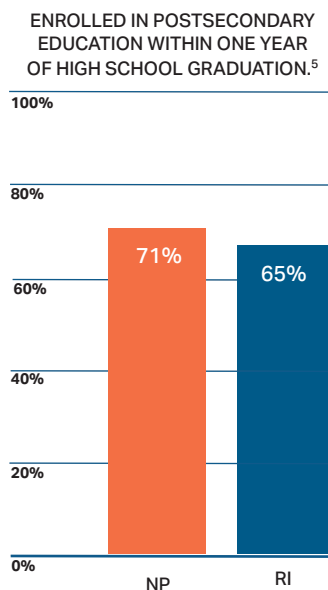
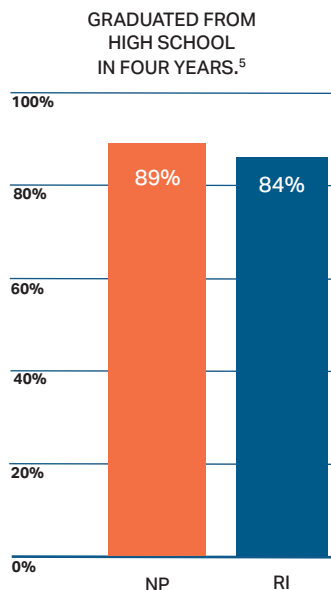
**R.I. STATE SCHOLARSHIPS<sup>4</sup>**

**WORK COMMUTES<sup>1</sup>**  
Workers 16+ (n=16,499)

**6,100 RHODE ISLAND PUBLIC HIGH SCHOOL STUDENTS** ENROLLED IN A DUAL AND/OR CONCURRENT COURSE. OF THOSE, **193 (3%) WERE NORTH PROVIDENCE STUDENTS.**

**\$9,509,392** IN SCHOLARSHIPS WERE AWARDED TO **7,597** STUDENTS **298** OF WHOM WERE NORTH PROVIDENCE RESIDENTS. **\$1,252** WAS THE AVERAGE AWARD

**NORTH PROVIDENCE RESIDENTS WHO:**  
 WORK IN PROVIDENCE COUNTY **78%**  
 WORK OUTSIDE PROVIDENCE COUNTY **11%**  
 WORK OUTSIDE OF RI **11%**



**DATA SOURCES**

- <sup>1</sup> U.S. Census Bureau, 2019-2023 American Community Survey 5-Year Estimates
- <sup>2</sup> R.I. Department of Labor and Training Local Area Unemployment Statistics for October 2024
- <sup>3</sup> U.S. Department of Education's Office of Federal Student Aid
- <sup>4</sup> R.I. Office of the Postsecondary Commissioner, 2023-2024 academic year data
- <sup>5</sup> R.I. Department of Education (graduation rates and postsecondary enrollment is based on 2022-2023 public high school graduates)