



RI

**Office of the
Postsecondary
Commissioner**

Postsecondary Attainment Profile

NORTH SMITHFIELD, RI

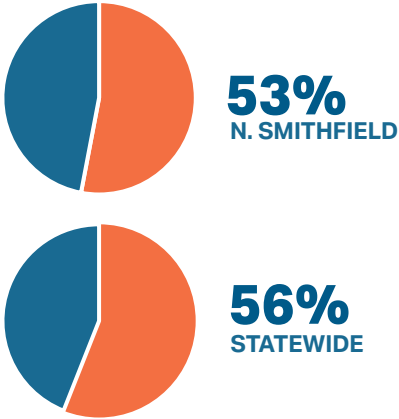
CITY SNAPSHOT		
	NS	RI
WORKING-AGE POPULATION (AGE 25 - 64) ¹	6,843	576,584
ATTAINMENT RATE: ASSOCIATE DEGREE OR HIGHER (AGE 25 YEARS & OVER) ¹	47%	45%
MEDIAN EARNINGS (AGE 25 YEARS & OVER) ¹	\$62,305	\$55,293
UNEMPLOYMENT RATE: (OCTOBER 2024) ²	3%	4%

WORKING AGE POPULATION ¹ Age 25 and Over by Educational Attainment		
	NS	RI
NO HIGH SCHOOL DIPLOMA	6%	10%
HIGH SCHOOL & EQUIVALENT	26%	27%
SOME COLLEGE	22%	18%
ASSOCIATE	13%	8%
BACHELOR'S +	34%	37%

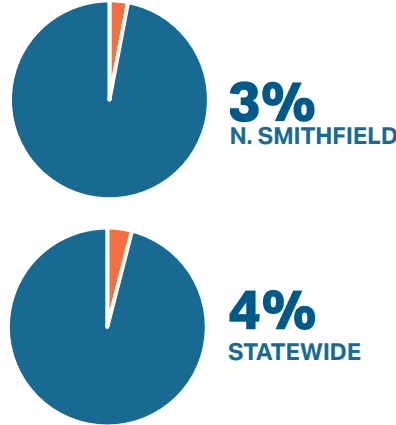
EDUCATION ATTAINMENT BY RACE/ETHNICITY ¹ North Smithfield Population (Age 25 and Over) by Educational Attainment and Race														
	AM. IND/AK NATIVE		ASIAN		BLACK/ AFRICAN AMER.		NAT.HAW/ OTHER P.I.		SOME OTHER RACE		TWO OR MORE RACES		WHITE	
	NS	RI	NS	RI	NS	RI	NS	RI	NS	RI	NS	RI	NS	RI
	NO HIGH SCHOOL DIPLOMA	0%	26%	48%	10%	0%	13%	0%	12%	12%	34%	0%	17%	6%
HS GRAD & EQUIVALENT	0%	26%	0%	17%	0%	32%	0%	43%	0%	29%	29%	34%	26%	25%
SOME COLLEGE OR ASSOCIATE DEGREE	0%	28%	13%	16%	81%	30%	100%	36%	0%	23%	16%	24%	35%	26%
BACHELOR'S +	0%	20%	40%	57%	19%	25%	0%	9%	88%	14%	55%	24%	34%	41%

HISPANIC/LATINO POPULATIONS ¹ Age 25 and Over by Educational Attainment		
	NS	RI
NO HIGH SCHOOL DIPLOMA	9%	27%
HIGH SCHOOL & EQUIVALENT	18%	34%
SOME COLLEGE OR ASSOCIATE DEGREE	25%	22%
BACHELOR'S +	47%	17%

FAFSA COMPLETION RATES³
Through June 30, 2024



UNEMPLOYMENT RATES²
Through October, 2024



MEDIAN EARNINGS¹
Educational Attainment Age 25 and Over

	NS	RI
NO HIGH SCHOOL DIPLOMA	\$29,375	\$35,144
HIGH SCHOOL & EQUIVALENT	\$56,377	\$43,381
SOME COLLEGE OR ASSOCIATE DEGREE	\$51,595	\$49,471
BACHELOR'S	\$69,303	\$68,556
GRADUATE/ PROFESSIONAL	\$91,936	\$90,091

POSTSECONDARY EDUCATION TRANSITION⁴

6,100 RHODE ISLAND PUBLIC HIGH SCHOOL STUDENTS ENROLLED IN A DUAL AND/OR CONCURRENT COURSE. OF THOSE, **96 (2%) WERE N. SMITHFIELD STUDENTS.**

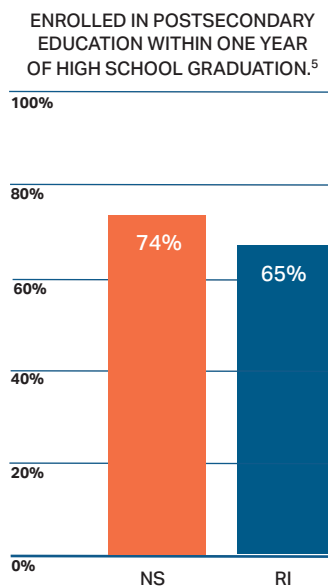
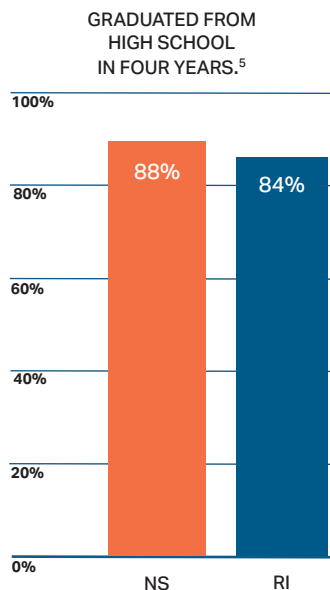
R.I. STATE SCHOLARSHIPS⁴

\$9,509,392 IN SCHOLARSHIPS WERE AWARDED TO **7,597** STUDENTS. **58** OF WHOM WERE N. SMITHFIELD RESIDENTS. **\$1,252** WAS THE AVERAGE AWARD

WORK COMMUTES¹
Workers 16+ (n=6,858)

N. SMITHFIELD RESIDENTS WHO:

- WORK IN PROVIDENCE COUNTY **72%**
- WORK OUTSIDE PROVIDENCE COUNTY **6%**
- WORK OUTSIDE OF RI **22%**



DATA SOURCES

- ¹ U.S. Census Bureau, 2019-2023 American Community Survey 5-Year Estimates
- ² R.I. Department of Labor and Training Local Area Unemployment Statistics for October 2024
- ³ U.S. Department of Education's Office of Federal Student Aid
- ⁴ R.I. Office of the Postsecondary Commissioner, 2023-2024 academic year data
- ⁵ R.I. Department of Education (graduation rates and postsecondary enrollment is based on 2022-2023 public high school graduates)