



RI

**Office of the
Postsecondary
Commissioner**

Postsecondary Attainment Profile

PAWTUCKET, RI

CITY SNAPSHOT		
	PAWTUCKET	RI
WORKING-AGE POPULATION (AGE 25 - 64) ¹	42,758	576,584
ATTAINMENT RATE: ASSOCIATE DEGREE OR HIGHER (AGE 25 YEARS & OVER) ¹	32%	45%
MEDIAN EARNINGS (AGE 25 YEARS & OVER) ¹	\$46,892	\$55,293
UNEMPLOYMENT RATE: (OCTOBER 2024) ²	5%	4%

WORKING AGE POPULATION ¹ Age 25 and Over by Educational Attainment		
	PAWTUCKET	RI
NO HIGH SCHOOL DIPLOMA	18%	10%
HIGH SCHOOL & EQUIVALENT	32%	27%
SOME COLLEGE	18%	18%
ASSOCIATE	9%	8%
BACHELOR'S +	24%	37%

EDUCATION ATTAINMENT BY RACE/ETHNICITY¹ Pawtucket Population (Age 25 and Over) by Educational Attainment and Race

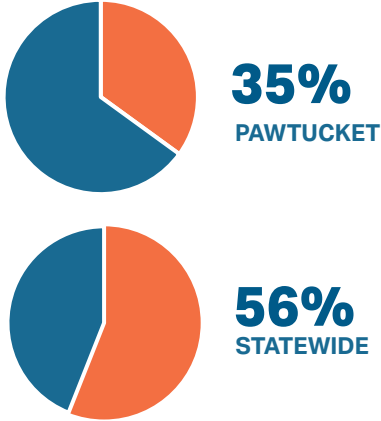
	AM. IND/AK NATIVE		ASIAN		BLACK/AFRICAN AMER.		NAT.HAW/ OTHER P.I.		SOME OTHER RACE		TWO OR MORE RACES		WHITE	
	P	RI	P	RI	P	RI	P	RI	P	RI	P	RI	P	RI
	NO HIGH SCHOOL DIPLOMA	16%	26%	11%	10%	14%	13%	0%	12%	34%	34%	23%	17%	14%
HS GRAD & EQUIVALENT	21%	26%	33%	17%	35%	32%	25%	43%	32%	29%	29%	34%	33%	25%
SOME COLLEGE OR ASSOCIATE DEGREE	56%	28%	27%	16%	30%	30%	75%	36%	22%	23%	35%	24%	25%	26%
BACHELOR'S +	6%	20%	29%	57%	22%	25%	0%	9%	12%	14%	13%	24%	29%	41%

HISPANIC/LATINO POPULATIONS¹ Age 25 and Over by Educational Attainment

	P	RI
NO HIGH SCHOOL DIPLOMA	25%	27%
HIGH SCHOOL & EQUIVALENT	36%	34%
SOME COLLEGE OR ASSOCIATE DEGREE	28%	22%
BACHELOR'S +	11%	17%

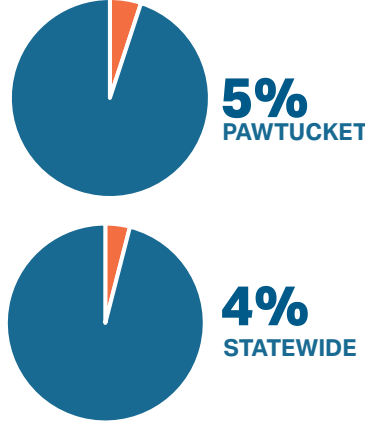
FAFSA COMPLETION RATES³

Through June 30, 2024



UNEMPLOYMENT RATES²

Through October, 2024



MEDIAN EARNINGS¹

Educational Attainment Age 25 and Over

	P	RI
NO HIGH SCHOOL DIPLOMA	\$35,173	\$35,144
HIGH SCHOOL & EQUIVALENT	\$43,109	\$43,381
SOME COLLEGE OR ASSOCIATE DEGREE	\$46,475	\$49,471
BACHELOR'S	\$58,279	\$68,556
GRADUATE/ PROFESSIONAL	\$77,119	\$90,091

POSTSECONDARY EDUCATION TRANSITION⁴

6,100 RHODE ISLAND PUBLIC HIGH SCHOOL STUDENTS ENROLLED IN A DUAL AND/OR CONCURRENT COURSE. OF THOSE, **104 (2%)** WERE **PAWTUCKET STUDENTS.**

R.I. STATE SCHOLARSHIPS⁴

\$9,509,392 IN SCHOLARSHIPS WERE AWARDED TO **7,597** STUDENTS **752** OF WHOM WERE PAWTUCKET RESIDENTS. **\$1,252** WAS THE AVERAGE AWARD

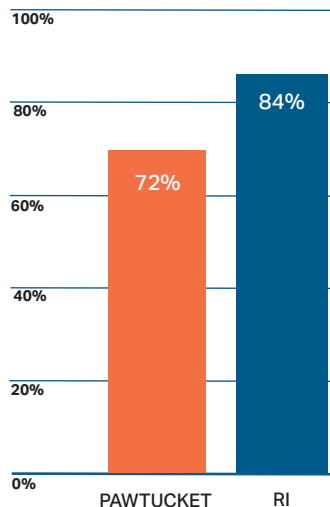
WORK COMMUTES¹

Workers 16+ (n=38,594)

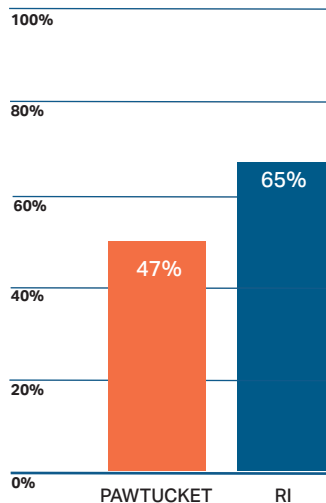
PAWTUCKET RESIDENTS WHO:

WORK IN PROVIDENCE COUNTY **65%**
 WORK OUTSIDE PROVIDENCE COUNTY **8%**
 WORK OUTSIDE OF RI **27%**

GRADUATED FROM HIGH SCHOOL IN FOUR YEARS.⁵



ENROLLED IN POSTSECONDARY EDUCATION WITHIN ONE YEAR OF HIGH SCHOOL GRADUATION.⁵



DATA SOURCES

- ¹ U.S. Census Bureau, 2019-2023 American Community Survey 5-Year Estimates
- ² R.I. Department of Labor and Training Local Area Unemployment Statistics for October 2024
- ³ U.S. Department of Education's Office of Federal Student Aid
- ⁴ R.I. Office of the Postsecondary Commissioner, 2023-2024 academic year data
- ⁵ R.I. Department of Education (graduation rates and postsecondary enrollment is based on 2022-2023 public high school graduates)