



# RI

**Office of the  
Postsecondary  
Commissioner**

## Postsecondary Attainment Profile

### RICHMOND, RI

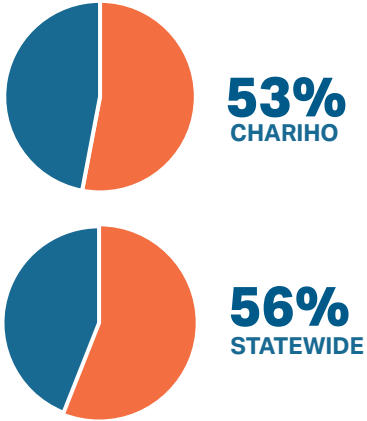
CITY SNAPSHOT		
	RICHMOND	RI
<b>WORKING-AGE POPULATION</b> (AGE 25 - 64) <sup>1</sup>	4,464	576,584
<b>ATTAINMENT RATE: ASSOCIATE DEGREE OR HIGHER</b> (AGE 25 YEARS & OVER) <sup>1</sup>	62%	45%
<b>MEDIAN EARNINGS</b> (AGE 25 YEARS & OVER) <sup>1</sup>	\$64,555	\$55,293
<b>UNEMPLOYMENT RATE:</b> (OCTOBER 2024) <sup>2</sup>	2%	4%

WORKING AGE POPULATION <sup>1</sup> Age 25 and Over by Educational Attainment		
	RICHMOND	RI
<b>NO HIGH SCHOOL DIPLOMA</b>	1%	10%
<b>HIGH SCHOOL &amp; EQUIVALENT</b>	21%	27%
<b>SOME COLLEGE</b>	15%	18%
<b>ASSOCIATE</b>	11%	8%
<b>BACHELOR'S +</b>	51%	37%

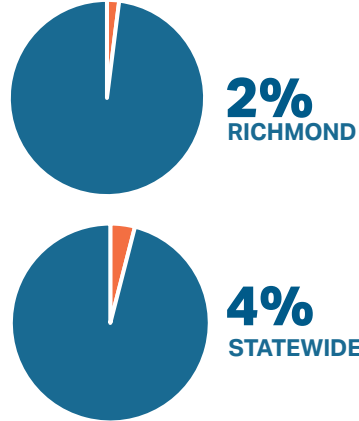
EDUCATION ATTAINMENT BY RACE/ETHNICITY <sup>1</sup> Richmond Population (Age 25 and Over) by Educational Attainment and Race														
	AM. IND/AK NATIVE		ASIAN		BLACK/AFRICAN AMER.		NAT.HAW/OTHER P.I.		SOME OTHER RACE		TWO OR MORE RACES		WHITE	
	R	RI	R	RI	R	RI	R	RI	R	RI	R	RI	R	RI
<b>NO HIGH SCHOOL DIPLOMA</b>	0%	26%	0%	10%	0%	13%	0%	12%	0%	34%	0%	17%	1%	8%
<b>HS GRAD &amp; EQUIVALENT</b>	0%	26%	0%	17%	0%	32%	0%	43%	100%	29%	8%	34%	22%	25%
<b>SOME COLLEGE OR ASSOCIATE DEGREE</b>	0%	28%	0%	16%	100%	30%	0%	36%	0%	23%	29%	24%	26%	26%
<b>BACHELOR'S +</b>	0%	20%	0%	57%	0%	25%	0%	9%	0%	14%	63%	24%	50%	41%

HISPANIC/LATINO POPULATIONS <sup>1</sup> Age 25 and Over by Educational Attainment		
	R	RI
<b>NO HIGH SCHOOL DIPLOMA</b>	0%	27%
<b>HIGH SCHOOL &amp; EQUIVALENT</b>	6%	34%
<b>SOME COLLEGE OR ASSOCIATE DEGREE</b>	40%	22%
<b>BACHELOR'S +</b>	54%	17%

**FAFSA COMPLETION RATES<sup>3</sup>**  
Through June 30, 2024



**UNEMPLOYMENT RATES<sup>2</sup>**  
Through October, 2024



**MEDIAN EARNINGS<sup>1</sup>**  
Educational Attainment Age 25 and Over

	R	RI
NO HIGH SCHOOL DIPLOMA	\$-	\$35,144
HIGH SCHOOL & EQUIVALENT	\$54,543	\$43,381
SOME COLLEGE OR ASSOCIATE DEGREE	\$55,978	\$49,471
BACHELOR'S	\$70,027	\$68,556
GRADUATE/ PROFESSIONAL	\$100,237	\$90,091

**POSTSECONDARY EDUCATION TRANSITION<sup>4</sup>**

**6,100 RHODE ISLAND PUBLIC HIGH SCHOOL STUDENTS** ENROLLED IN A DUAL AND/OR CONCURRENT COURSE. OF THOSE, **87 (1%) WERE CHARIHO STUDENTS.**

**R.I. STATE SCHOLARSHIPS<sup>4</sup>**

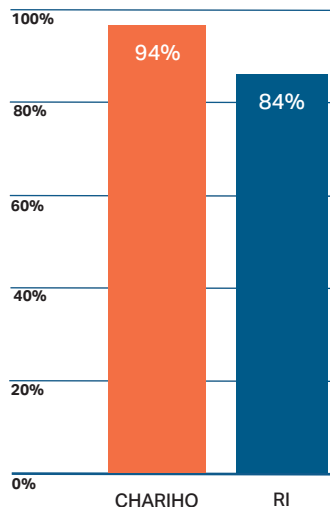
**\$9,509,392** IN SCHOLARSHIPS WERE AWARDED TO **7,597** STUDENTS. **42** OF WHOM WERE RICHMOND RESIDENTS. **\$1,252** WAS THE AVERAGE AWARD

**WORK COMMUTES<sup>1</sup>**  
Workers 16+ (n=4,919)

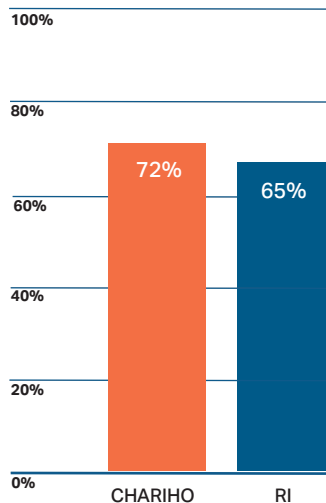
**RICHMOND RESIDENTS WHO:**

- WORK IN WASHINGTON COUNTY: **62%**
- WORK OUTSIDE WASHINGTON COUNTY: **26%**
- WORK OUTSIDE OF RI: **12%**

GRADUATED FROM HIGH SCHOOL IN FOUR YEARS.<sup>5</sup>



ENROLLED IN POSTSECONDARY EDUCATION WITHIN ONE YEAR OF HIGH SCHOOL GRADUATION.<sup>5</sup>



**DATA SOURCES**

- <sup>1</sup> U.S. Census Bureau, 2019-2023 American Community Survey 5-Year Estimates
  - <sup>2</sup> R.I. Department of Labor and Training Local Area Unemployment Statistics for October 2024
  - <sup>3</sup> U.S. Department of Education's Office of Federal Student Aid
  - <sup>4</sup> R.I. Office of the Postsecondary Commissioner, 2023-2024 academic year data
  - <sup>5</sup> R.I. Department of Education (graduation rates and postsecondary enrollment is based on 2022-2023 public high school graduates)
- "-" The estimate could not be computed because there were an insufficient number of sample observations.