



RI

**Office of the
Postsecondary
Commissioner**

Postsecondary Attainment Profile

WARWICK, RI

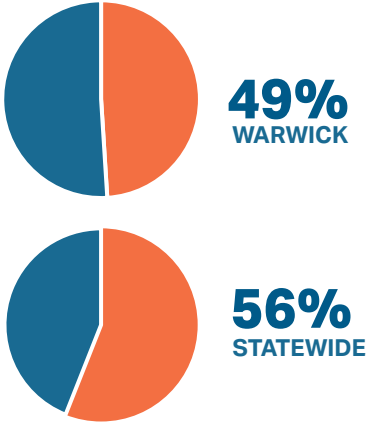
CITY SNAPSHOT		
	WARWICK	RI
WORKING-AGE POPULATION (AGE 25 - 64) ¹	44,857	576,584
ATTAINMENT RATE: ASSOCIATE DEGREE OR HIGHER (AGE 25 YEARS & OVER) ¹	44%	45%
MEDIAN EARNINGS (AGE 25 YEARS & OVER) ¹	\$57,880	\$55,293
UNEMPLOYMENT RATE: (OCTOBER 2024) ²	4%	4%

WORKING AGE POPULATION ¹ Age 25 and Over by Educational Attainment		
	WARWICK	RI
NO HIGH SCHOOL DIPLOMA	7%	10%
HIGH SCHOOL & EQUIVALENT	28%	27%
SOME COLLEGE	21%	18%
ASSOCIATE	11%	8%
BACHELOR'S +	33%	37%

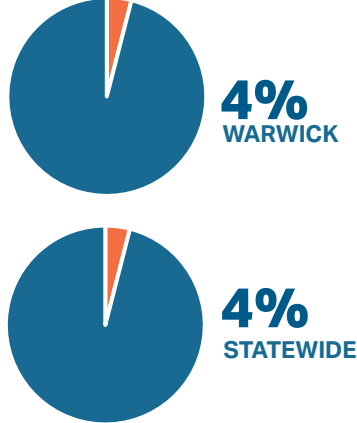
EDUCATION ATTAINMENT BY RACE/ETHNICITY ¹ Warwick Population (Age 25 and Over) by Educational Attainment and Race														
	AM. IND/AK NATIVE		ASIAN		BLACK/AFRICAN AMER.		NAT.HAW/OTHER P.I.		SOME OTHER RACE		TWO OR MORE RACES		WHITE	
	W	RI	W	RI	W	RI	W	RI	W	RI	W	RI	W	RI
NO HIGH SCHOOL DIPLOMA	11%	26%	5%	10%	8%	13%	0%	12%	12%	34%	4%	17%	7%	8%
HS GRAD & EQUIVALENT	28%	26%	19%	17%	31%	32%	100%	43%	22%	29%	23%	34%	28%	25%
SOME COLLEGE OR ASSOCIATE DEGREE	28%	28%	22%	16%	39%	30%	0%	36%	42%	23%	35%	24%	32%	26%
BACHELOR'S +	33%	20%	54%	57%	22%	25%	0%	9%	24%	14%	38%	24%	33%	41%

HISPANIC/LATINO POPULATIONS ¹ Age 25 and Over by Educational Attainment		
	W	RI
NO HIGH SCHOOL DIPLOMA	11%	27%
HIGH SCHOOL & EQUIVALENT	25%	34%
SOME COLLEGE OR ASSOCIATE DEGREE	39%	22%
BACHELOR'S +	26%	17%

FAFSA COMPLETION RATES³
Through June 30, 2024



UNEMPLOYMENT RATES²
Through October, 2024



MEDIAN EARNINGS¹
Educational Attainment Age 25 and Over

	W	RI
NO HIGH SCHOOL DIPLOMA	\$36,500	\$35,144
HIGH SCHOOL & EQUIVALENT	\$45,740	\$43,381
SOME COLLEGE OR ASSOCIATE DEGREE	\$54,682	\$49,471
BACHELOR'S	\$70,205	\$68,556
GRADUATE/ PROFESSIONAL	\$90,405	\$90,091

POSTSECONDARY EDUCATION TRANSITION⁴

6,100 RHODE ISLAND PUBLIC HIGH SCHOOL STUDENTS ENROLLED IN A DUAL AND/OR CONCURRENT COURSE. OF THOSE, **141 (2%) WERE WARWICK STUDENTS.**

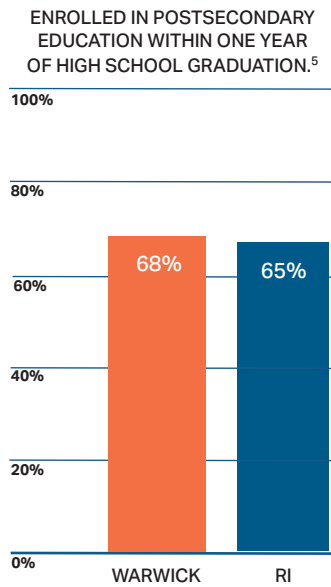
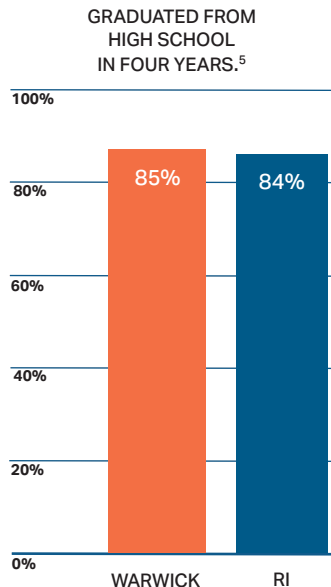
R.I. STATE SCHOLARSHIPS⁴

\$9,509,392 IN SCHOLARSHIPS WERE AWARDED TO **7,597** STUDENTS. **512** OF WHOM WERE WARWICK RESIDENTS. **\$1,252** WAS THE AVERAGE AWARD

WORK COMMUTES¹
Workers 16+ (n=42,441)

WARWICK RESIDENTS WHO:

- WORK IN KENT COUNTY **46%**
- WORK OUTSIDE KENT COUNTY **48%**
- WORK OUTSIDE OF RI **7%**



DATA SOURCES

- ¹ U.S. Census Bureau, 2019-2023 American Community Survey 5-Year Estimates
- ² R.I. Department of Labor and Training Local Area Unemployment Statistics for October 2024
- ³ U.S. Department of Education's Office of Federal Student Aid
- ⁴ R.I. Office of the Postsecondary Commissioner, 2023-2024 academic year data
- ⁵ R.I. Department of Education (graduation rates and postsecondary enrollment is based on 2022-2023 public high school graduates)