



# RI

**Office of the  
Postsecondary  
Commissioner**

## Postsecondary Attainment Profile

### WEST GREENWICH, RI

CITY SNAPSHOT		
	WG	RI
<b>WORKING-AGE POPULATION</b> (AGE 25 - 64) <sup>1</sup>	3,796	576,584
<b>ATTAINMENT RATE: ASSOCIATE DEGREE OR HIGHER</b> (AGE 25 YEARS & OVER) <sup>1</sup>	44%	45%
<b>MEDIAN EARNINGS</b> (AGE 25 YEARS & OVER) <sup>1</sup>	\$68,199	\$55,293
<b>UNEMPLOYMENT RATE:</b> (OCTOBER 2024) <sup>2</sup>	3%	4%

WORKING AGE POPULATION <sup>1</sup> Age 25 and Over by Educational Attainment		
	WG	RI
<b>NO HIGH SCHOOL DIPLOMA</b>	9%	10%
<b>HIGH SCHOOL &amp; EQUIVALENT</b>	23%	27%
<b>SOME COLLEGE</b>	24%	18%
<b>ASSOCIATE</b>	10%	8%
<b>BACHELOR'S +</b>	35%	37%

EDUCATION ATTAINMENT BY RACE/ETHNICITY <sup>1</sup> West Greenwich Population (Age 25 and Over) by Educational Attainment and Race														
	AM. IND/AK NATIVE		ASIAN		BLACK/AFRICAN AMER.		NAT.HAW/OTHER P.I.		SOME OTHER RACE		TWO OR MORE RACES		WHITE	
	WG	RI	WG	RI	WG	RI	WG	RI	WG	RI	WG	RI	WG	RI
<b>NO HIGH SCHOOL DIPLOMA</b>	0%	26%	0%	10%	0%	13%	0%	12%	0%	34%	7%	17%	9%	8%
<b>HS GRAD &amp; EQUIVALENT</b>	100%	26%	0%	17%	0%	32%	0%	43%	65%	29%	25%	34%	22%	25%
<b>SOME COLLEGE OR ASSOCIATE DEGREE</b>	0%	28%	20%	16%	0%	30%	0%	36%	35%	23%	9%	24%	35%	26%
<b>BACHELOR'S +</b>	0%	20%	80%	57%	100%	25%	0%	9%	0%	14%	59%	24%	33%	41%

HISPANIC/LATINO POPULATIONS <sup>1</sup> Age 25 and Over by Educational Attainment		
	WG	RI
<b>NO HIGH SCHOOL DIPLOMA</b>	0%	27%
<b>HIGH SCHOOL &amp; EQUIVALENT</b>	35%	34%
<b>SOME COLLEGE OR ASSOCIATE DEGREE</b>	0%	22%
<b>BACHELOR'S +</b>	65%	17%

**FAFSA COMPLETION RATES<sup>3</sup>**

Through June 30, 2024

**UNEMPLOYMENT RATES<sup>2</sup>**

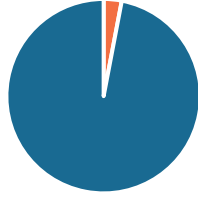
Through October, 2024

**MEDIAN EARNINGS<sup>1</sup>**

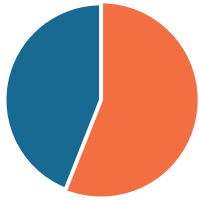
Educational Attainment Age 25 and Over



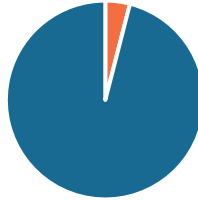
**58%**  
EXETER-W. GREENWICH



**3%**  
WEST GREENWICH



**56%**  
STATEWIDE



**4%**  
STATEWIDE

	WG	RI
NO HIGH SCHOOL DIPLOMA	\$60,028	\$35,144
HIGH SCHOOL & EQUIVALENT	\$43,710	\$43,381
SOME COLLEGE OR ASSOCIATE DEGREE	\$63,628	\$49,471
BACHELOR'S	\$69,097	\$68,556
GRADUATE/ PROFESSIONAL	\$102,526	\$90,091

**POSTSECONDARY EDUCATION TRANSITION<sup>4</sup>**

**R.I. STATE SCHOLARSHIPS<sup>4</sup>**

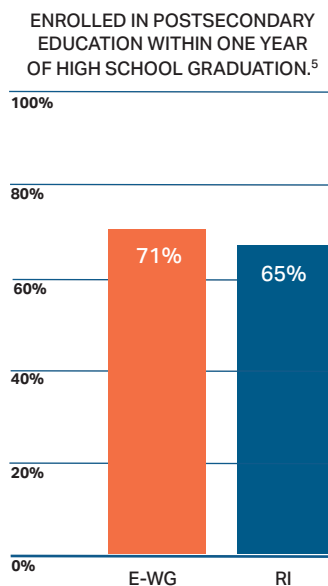
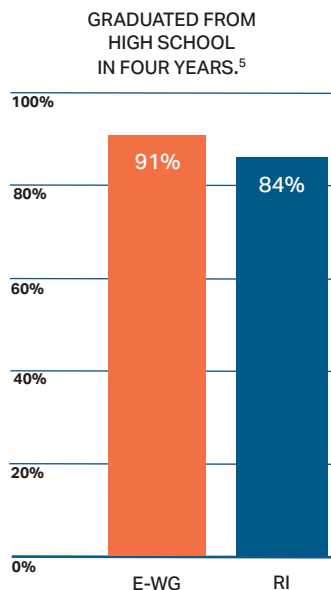
**WORK COMMUTES<sup>1</sup>**

Workers 16+ (n=3,313)

**6,100 RHODE ISLAND PUBLIC HIGH SCHOOL STUDENTS** ENROLLED IN A DUAL AND/OR CONCURRENT COURSE. OF THOSE, **101 (2%) WERE EXETER-WEST GREENWICH STUDENTS.**

**\$9,509,392** IN SCHOLARSHIPS WERE AWARDED TO **7,597** STUDENTS. **36** OF WHOM WERE WEST GREENWICH RESIDENTS. **\$1,252** WAS THE AVERAGE AWARD

**WEST GREENWICH RESIDENTS WHO:**  
 WORK IN KENT COUNTY **48%**  
 WORK OUTSIDE KENT COUNTY **45%**  
 WORK OUTSIDE OF RI **7%**



**DATA SOURCES**

- <sup>1</sup> U.S. Census Bureau, 2019-2023 American Community Survey 5-Year Estimates
- <sup>2</sup> R.I. Department of Labor and Training Local Area Unemployment Statistics for October 2024
- <sup>3</sup> U.S. Department of Education's Office of Federal Student Aid
- <sup>4</sup> R.I. Office of the Postsecondary Commissioner, 2023-2024 academic year data
- <sup>5</sup> R.I. Department of Education (graduation rates and postsecondary enrollment is based on 2022-2023 public high school graduates)