



# RI

**Office of the  
Postsecondary  
Commissioner**

## Postsecondary Attainment Profile

### WEST WARWICK, RI

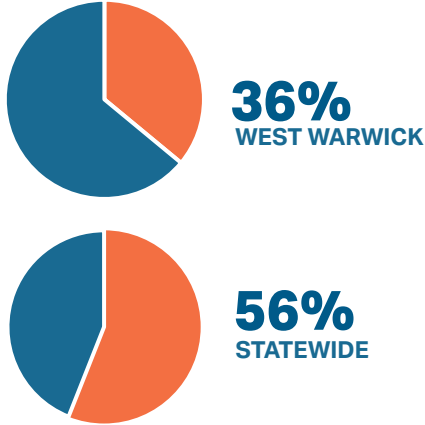
CITY SNAPSHOT		
	WW	RI
<b>WORKING-AGE POPULATION</b> (AGE 25 - 64) <sup>1</sup>	17,738	576,584
<b>ATTAINMENT RATE: ASSOCIATE DEGREE OR HIGHER</b> (AGE 25 YEARS & OVER) <sup>1</sup>	34%	45%
<b>MEDIAN EARNINGS</b> (AGE 25 YEARS & OVER) <sup>1</sup>	\$52,098	\$55,293
<b>UNEMPLOYMENT RATE:</b> (OCTOBER 2024) <sup>2</sup>	4%	4%

WORKING AGE POPULATION <sup>1</sup> Age 25 and Over by Educational Attainment		
	WW	RI
<b>NO HIGH SCHOOL DIPLOMA</b>	10%	10%
<b>HIGH SCHOOL &amp; EQUIVALENT</b>	36%	27%
<b>SOME COLLEGE</b>	20%	18%
<b>ASSOCIATE</b>	9%	8%
<b>BACHELOR'S +</b>	25%	37%

EDUCATION ATTAINMENT BY RACE/ETHNICITY <sup>1</sup> West Warwick Population (Age 25 and Over) by Educational Attainment and Race														
	AM. IND/AK NATIVE		ASIAN		BLACK/AFRICAN AMER.		NAT.HAW/ OTHER P.I.		SOME OTHER RACE		TWO OR MORE RACES		WHITE	
	WW	RI	WW	RI	WW	RI	WW	RI	WW	RI	WW	RI	WW	RI
<b>NO HIGH SCHOOL DIPLOMA</b>	0%	26%	16%	10%	19%	13%	0%	12%	20%	34%	19%	17%	8%	8%
<b>HS GRAD &amp; EQUIVALENT</b>	0%	26%	2%	17%	30%	32%	0%	43%	37%	29%	47%	34%	36%	25%
<b>SOME COLLEGE OR ASSOCIATE DEGREE</b>	0%	28%	22%	16%	23%	30%	0%	36%	13%	23%	16%	24%	31%	26%
<b>BACHELOR'S +</b>	100%	20%	59%	57%	29%	25%	0%	9%	29%	14%	17%	24%	24%	41%

HISPANIC/LATINO POPULATIONS <sup>1</sup> Age 25 and Over by Educational Attainment		
	WW	RI
<b>NO HIGH SCHOOL DIPLOMA</b>	23%	27%
<b>HIGH SCHOOL &amp; EQUIVALENT</b>	42%	34%
<b>SOME COLLEGE OR ASSOCIATE DEGREE</b>	15%	22%
<b>BACHELOR'S +</b>	20%	17%

**FAFSA COMPLETION RATES<sup>3</sup>**  
Through June 30, 2024



**UNEMPLOYMENT RATES<sup>2</sup>**  
Through October, 2024



**MEDIAN EARNINGS<sup>1</sup>**  
Educational Attainment Age 25 and Over

	WW	RI
NO HIGH SCHOOL DIPLOMA	\$33,600	\$35,144
HIGH SCHOOL & EQUIVALENT	\$50,781	\$43,381
SOME COLLEGE OR ASSOCIATE DEGREE	\$42,112	\$49,471
BACHELOR'S	\$65,723	\$68,556
GRADUATE/ PROFESSIONAL	\$86,700	\$90,091

**POSTSECONDARY EDUCATION TRANSITION<sup>4</sup>**

**6,100 RHODE ISLAND PUBLIC HIGH SCHOOL STUDENTS** ENROLLED IN A DUAL AND/OR CONCURRENT COURSE. OF THOSE, **222 (4%)** WERE **WEST WARWICK STUDENTS.**

**R.I. STATE SCHOLARSHIPS<sup>4</sup>**

**\$9,509,392** IN SCHOLARSHIPS WERE AWARDED TO **7,597** STUDENTS. **231** OF WHOM WERE WEST WARWICK RESIDENTS. **\$1,252** WAS THE AVERAGE AWARD

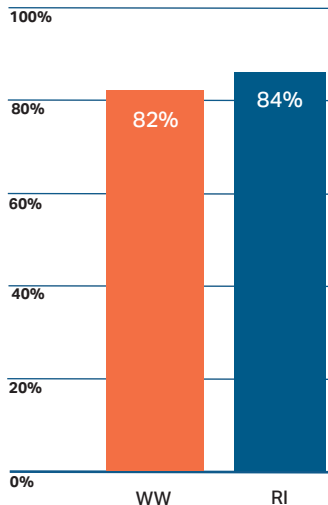
**WORK COMMUTES<sup>1</sup>**

Workers 16+ (n=17,054)

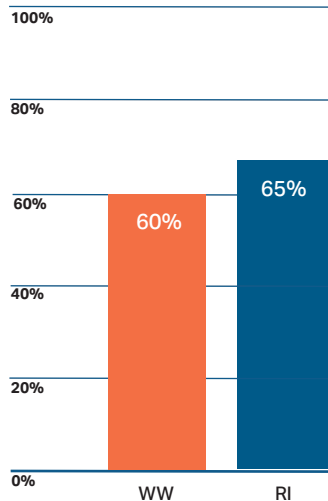
**WEST WARWICK RESIDENTS WHO:**

WORK IN KENT COUNTY **56%**  
WORK OUTSIDE KENT COUNTY **39%**  
WORK OUTSIDE OF RI **6%**

GRADUATED FROM HIGH SCHOOL IN FOUR YEARS.<sup>5</sup>



ENROLLED IN POSTSECONDARY EDUCATION WITHIN ONE YEAR OF HIGH SCHOOL GRADUATION.<sup>5</sup>



**DATA SOURCES**

- <sup>1</sup> U.S. Census Bureau, 2019-2023 American Community Survey 5-Year Estimates
- <sup>2</sup> R.I. Department of Labor and Training Local Area Unemployment Statistics for October 2024
- <sup>3</sup> U.S. Department of Education's Office of Federal Student Aid
- <sup>4</sup> R.I. Office of the Postsecondary Commissioner, 2023-2024 academic year data
- <sup>5</sup> R.I. Department of Education (graduation rates and postsecondary enrollment is based on 2022-2023 public high school graduates)