



RI

**Office of the
Postsecondary
Commissioner**

Postsecondary Attainment Profile

WESTERLY, RI

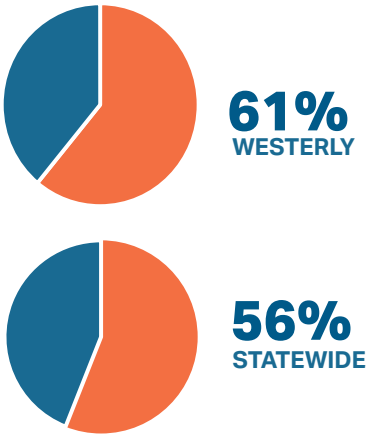
CITY SNAPSHOT		
	W	RI
WORKING-AGE POPULATION (AGE 25 - 64) ¹	11,672	576,584
ATTAINMENT RATE: ASSOCIATE DEGREE OR HIGHER (AGE 25 YEARS & OVER) ¹	49%	45%
MEDIAN EARNINGS (AGE 25 YEARS & OVER) ¹	\$59,507	\$55,293
UNEMPLOYMENT RATE: (OCTOBER 2024) ²	4%	4%

WORKING AGE POPULATION ¹ Age 25 and Over by Educational Attainment		
	W	RI
NO HIGH SCHOOL DIPLOMA	5%	10%
HIGH SCHOOL & EQUIVALENT	30%	27%
SOME COLLEGE	15%	18%
ASSOCIATE	8%	8%
BACHELOR'S +	42%	37%

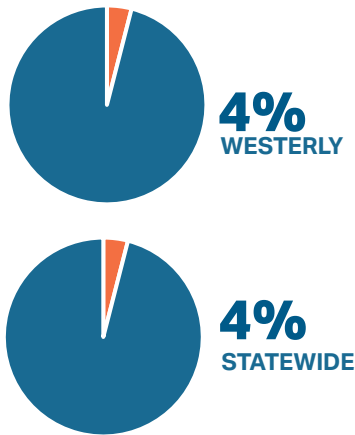
EDUCATION ATTAINMENT BY RACE/ETHNICITY ¹ Westery Population (Age 25 and Over) by Educational Attainment and Race														
	AM. IND/AK NATIVE		ASIAN		BLACK/AFRICAN AMER.		NAT.HAW/OTHER P.I.		SOME OTHER RACE		TWO OR MORE RACES		WHITE	
	W	RI	W	RI	W	RI	W	RI	W	RI	W	RI	W	RI
NO HIGH SCHOOL DIPLOMA	100%	26%	35%	10%	31%	13%	0%	12%	9%	34%	0%	17%	4%	8%
HS GRAD & EQUIVALENT	0%	26%	44%	17%	0%	32%	0%	43%	39%	29%	32%	34%	30%	25%
SOME COLLEGE OR ASSOCIATE DEGREE	0%	28%	0%	16%	69%	30%	0%	36%	13%	23%	45%	24%	23%	26%
BACHELOR'S +	0%	20%	22%	57%	0%	25%	0%	9%	39%	14%	23%	24%	43%	41%

HISPANIC/LATINO POPULATIONS ¹ Age 25 and Over by Educational Attainment		
	W	RI
NO HIGH SCHOOL DIPLOMA	10%	27%
HIGH SCHOOL & EQUIVALENT	55%	34%
SOME COLLEGE OR ASSOCIATE DEGREE	15%	22%
BACHELOR'S +	20%	17%

FAFSA COMPLETION RATES³
Through June 30, 2024



UNEMPLOYMENT RATES²
Through October, 2024



MEDIAN EARNINGS¹
Educational Attainment Age 25 and Over

	W	RI
NO HIGH SCHOOL DIPLOMA	\$39,583	\$35,144
HIGH SCHOOL & EQUIVALENT	\$46,685	\$43,381
SOME COLLEGE OR ASSOCIATE DEGREE	\$47,301	\$49,471
BACHELOR'S	\$66,111	\$68,556
GRADUATE/ PROFESSIONAL	\$91,238	\$90,091

POSTSECONDARY EDUCATION TRANSITION⁴

6,100 RHODE ISLAND PUBLIC HIGH SCHOOL STUDENTS ENROLLED IN A DUAL AND/OR CONCURRENT COURSE. OF THOSE, **187 (3%)** WERE WESTERLY STUDENTS.

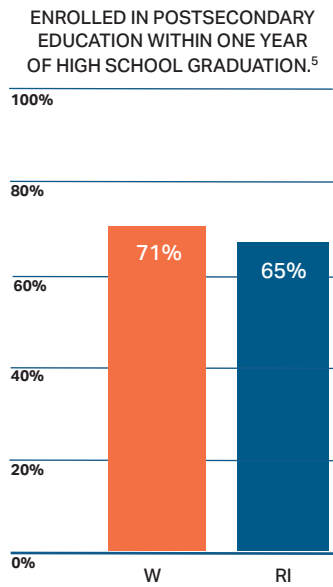
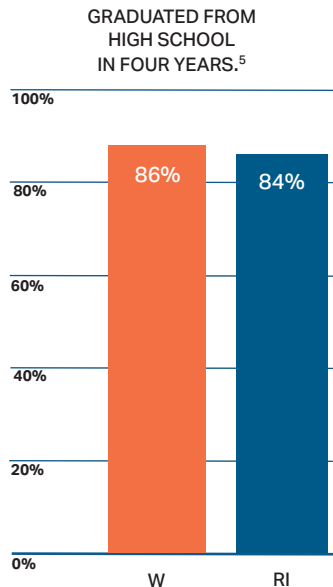
R.I. STATE SCHOLARSHIPS⁴

\$9,509,392 IN SCHOLARSHIPS WERE AWARDED TO **7,597** STUDENTS. OF WHOM WERE WESTERLY RESIDENTS. **132** WAS THE AVERAGE AWARD

WORK COMMUTES¹
Workers 16+ (n=11,871)

WESTERLY RESIDENTS WHO:

- WORK IN WASHINGTON COUNTY **63%**
- WORK OUTSIDE WASHINGTON COUNTY **10%**
- WORK OUTSIDE OF RI **27%**



DATA SOURCES

- ¹ U.S. Census Bureau, 2019-2023 American Community Survey 5-Year Estimates
- ² R.I. Department of Labor and Training Local Area Unemployment Statistics for October 2024
- ³ U.S. Department of Education's Office of Federal Student Aid
- ⁴ R.I. Office of the Postsecondary Commissioner, 2023-2024 academic year data
- ⁵ R.I. Department of Education (graduation rates and postsecondary enrollment is based on 2022-2023 public high school graduates)