



RI

**Office of the
Postsecondary
Commissioner**

Postsecondary Attainment Profile

WOONSOCKET, RI

CITY SNAPSHOT		
	W	RI
WORKING-AGE POPULATION (AGE 25 - 64) ¹	23,961	576,584
ATTAINMENT RATE: ASSOCIATE DEGREE OR HIGHER (AGE 25 YEARS & OVER) ¹	26%	45%
MEDIAN EARNINGS (AGE 25 YEARS & OVER) ¹	\$44,204	\$55,293
UNEMPLOYMENT RATE: (OCTOBER 2024) ²	5%	4%

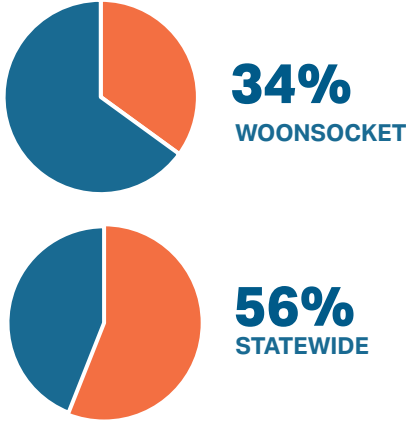
WORKING AGE POPULATION ¹ Age 25 and Over by Educational Attainment		
	W	RI
NO HIGH SCHOOL DIPLOMA	18%	10%
HIGH SCHOOL & EQUIVALENT	38%	27%
SOME COLLEGE	18%	18%
ASSOCIATE	7%	8%
BACHELOR'S +	19%	37%

EDUCATION ATTAINMENT BY RACE/ETHNICITY ¹ Woonsocket Population (Age 25 and Over) by Educational Attainment and Race														
	AM. IND/AK NATIVE		ASIAN		BLACK/AFRICAN AMER.		NAT.HAW/ OTHER P.I.		SOME OTHER RACE		TWO OR MORE RACES		WHITE	
	W	RI	W	RI	W	RI	W	RI	W	RI	W	RI	W	RI
NO HIGH SCHOOL DIPLOMA	55%	26%	17%	10%	18%	13%	100%	12%	25%	34%	22%	17%	16%	8%
HS GRAD & EQUIVALENT	21%	26%	25%	17%	32%	32%	0%	43%	37%	29%	40%	34%	40%	25%
SOME COLLEGE OR ASSOCIATE DEGREE	20%	28%	14%	16%	29%	30%	0%	36%	25%	23%	25%	24%	27%	26%
BACHELOR'S +	4%	20%	44%	57%	21%	25%	0%	9%	13%	14%	14%	24%	17%	41%

HISPANIC/LATINO POPULATIONS ¹ Age 25 and Over by Educational Attainment		
	W	RI
NO HIGH SCHOOL DIPLOMA	28%	27%
HIGH SCHOOL & EQUIVALENT	37%	34%
SOME COLLEGE OR ASSOCIATE DEGREE	23%	22%
BACHELOR'S +	12%	17%

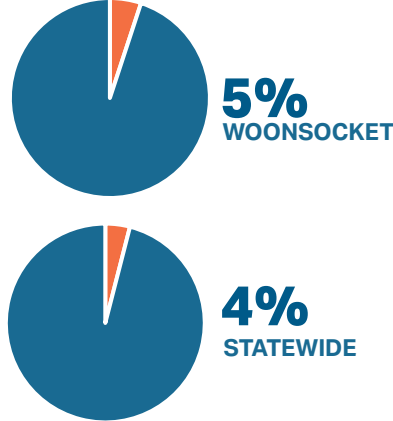
FAFSA COMPLETION RATES³

Through June 30, 2024



UNEMPLOYMENT RATES²

Through October, 2024



MEDIAN EARNINGS¹

Educational Attainment Age 25 and Over

	W	RI
NO HIGH SCHOOL DIPLOMA	\$34,728	\$35,144
HIGH SCHOOL & EQUIVALENT	\$40,908	\$43,381
SOME COLLEGE OR ASSOCIATE DEGREE	\$42,406	\$49,471
BACHELOR'S	\$59,390	\$68,556
GRADUATE/ PROFESSIONAL	\$73,261	\$90,091

POSTSECONDARY EDUCATION TRANSITION⁴

6,100 RHODE ISLAND PUBLIC HIGH SCHOOL STUDENTS ENROLLED IN A DUAL AND/OR CONCURRENT COURSE. OF THOSE, **111 (2%) WERE WOONSOCKET STUDENTS.**

R.I. STATE SCHOLARSHIPS⁴

\$9,509,392 IN SCHOLARSHIPS WERE AWARDED TO **7,597** STUDENTS. **254** OF WHOM WERE WOONSOCKET RESIDENTS. **\$1,252** WAS THE AVERAGE AWARD

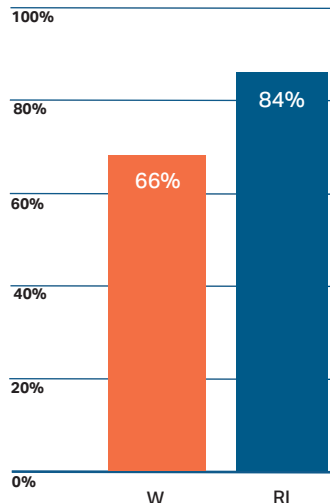
WORK COMMUTES¹

Workers 16+ (n=18,905)

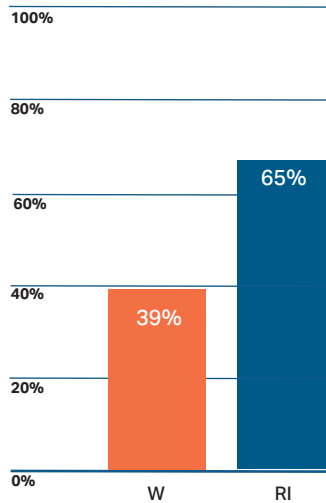
WOONSOCKET RESIDENTS WHO:

WORK IN PROVIDENCE COUNTY **55%**
 WORK OUTSIDE PROVIDENCE COUNTY **4%**
 WORK OUTSIDE OF RI **40%**

GRADUATED FROM HIGH SCHOOL IN FOUR YEARS.⁵



ENROLLED IN POSTSECONDARY EDUCATION WITHIN ONE YEAR OF HIGH SCHOOL GRADUATION.⁵



DATA SOURCES

- ¹ U.S. Census Bureau, 2019-2023 American Community Survey 5-Year Estimates
- ² R.I. Department of Labor and Training Local Area Unemployment Statistics for October 2024
- ³ U.S. Department of Education's Office of Federal Student Aid
- ⁴ R.I. Office of the Postsecondary Commissioner, 2023-2024 academic year data
- ⁵ R.I. Department of Education (graduation rates and postsecondary enrollment is based on 2022-2023 public high school graduates)