



RI

**Office of the
Postsecondary
Commissioner**

Postsecondary Attainment Profile

CENTRAL FALLS, RI

CITY SNAPSHOT		
	CENTRAL FALLS	RI
WORKING-AGE POPULATION (AGE 25 - 64) ¹	11,893	577,570
ATTAINMENT RATE: ASSOCIATE DEGREE OR HIGHER (AGE 25 YEARS & OVER) ¹	16%	46%
MEDIAN EARNINGS (AGE 25 YEARS & OVER) ¹	\$32,366	\$57,032
UNEMPLOYMENT RATE: (DECEMBER 2025) ²	5%	4%

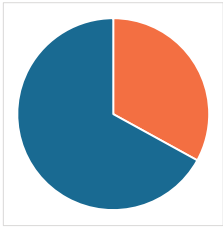
WORKING AGE POPULATION ¹ Age 25 and Over by Educational Attainment		
	CENTRAL FALLS	RI
NO HIGH SCHOOL DIPLOMA	39%	10%
HIGH SCHOOL & EQUIVALENT	31%	27%
SOME COLLEGE	14%	17%
ASSOCIATE	5%	8%
BACHELOR'S +	11%	38%

EDUCATION ATTAINMENT BY RACE/ETHNICITY ¹ Central Falls Population (Age 25 and Over) by Educational Attainment and Race														
	AM. IND/AK NATIVE		ASIAN		BLACK/AFRICAN AMER.		NAT.HAW/OTHER P.I.		SOME OTHER RACE		TWO OR MORE RACES		WHITE	
	CF	RI	CF	RI	CF	RI	CF	RI	CF	RI	CF	RI	CF	RI
NO HIGH SCHOOL DIPLOMA	79%	26%	0%	9%	28%	15%	0%	18%	45%	32%	38%	17%	35%	7%
HS GRAD & EQUIVALENT	21%	34%	100%	19%	27%	33%	0%	43%	33%	28%	37%	35%	23%	25%
SOME COLLEGE OR ASSOCIATE DEGREE	0%	27%	0%	17%	26%	27%	0%	31%	15%	24%	15%	23%	29%	26%
BACHELOR'S +	0%	13%	0%	55%	19%	25%	0%	8%	7%	15%	10%	24%	13%	42%

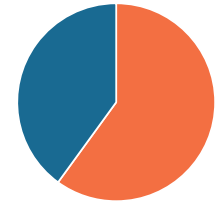
HISPANIC/LATINO POPULATIONS ¹ Age 25 and Over by Educational Attainment		
	CF	RI
NO HIGH SCHOOL DIPLOMA	43%	26%
HIGH SCHOOL & EQUIVALENT	34%	34%
SOME COLLEGE OR ASSOCIATE DEGREE	13%	22%
BACHELOR'S +	9%	17%

FAFSA COMPLETION RATES³

Through June 30, 2025



33%
CENTRAL FALLS



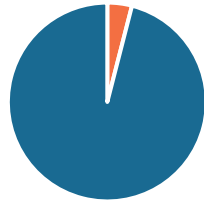
60%
STATEWIDE

UNEMPLOYMENT RATES²

Through December, 2025



5%
CENTRAL FALLS



4%
STATEWIDE

MEDIAN EARNINGS¹

Educational Attainment Age 25 and Over

	CF	RI
NO HIGH SCHOOL DIPLOMA	\$29,541	\$35,368
HIGH SCHOOL & EQUIVALENT	\$29,966	\$43,395
SOME COLLEGE OR ASSOCIATE DEGREE	\$33,900	\$50,876
BACHELOR'S	\$44,438	\$70,290
GRADUATE/ PROFESSIONAL	\$-	\$91,744

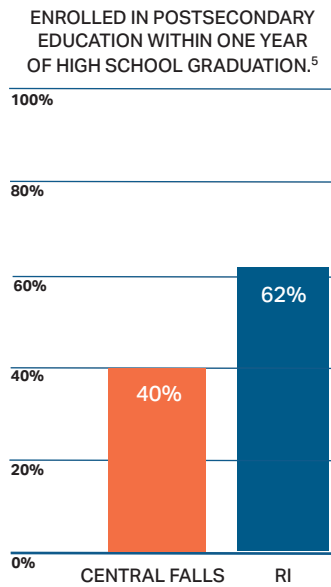
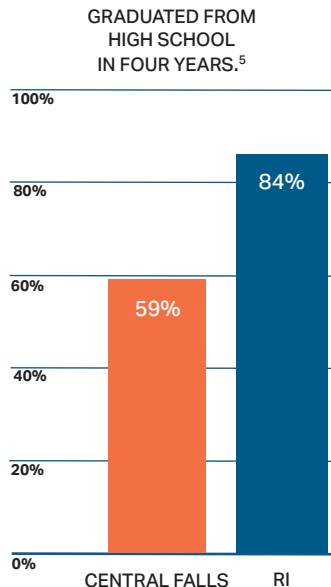
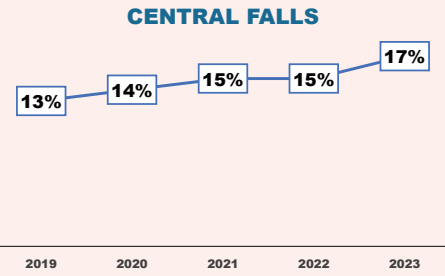
POSTSECONDARY EDUCATION TRANSITION⁴

6,436 RHODE ISLAND PUBLIC HIGH SCHOOL STUDENTS ENROLLED IN A DUAL AND/OR CONCURRENT COURSE. OF THOSE, **117 (2%) WERE CENTRAL FALLS STUDENTS.**

R.I. STATE SCHOLARSHIPS⁴

\$10,289,501 IN SCHOLARSHIPS WERE AWARDED TO **7,856** STUDENTS. **221** OF WHOM WERE CENTRAL FALLS RESIDENTS. **\$1,310** WAS THE AVERAGE AWARD

5-YEAR ATTAINMENT RATE¹



DATA SOURCES

- ¹ U.S. Census Bureau, 2020-2024 American Community Survey 5-Year Estimates
 - ² R.I. Department of Labor and Training Local Area Unemployment Statistics for December 2025
 - ³ U.S. Department of Education's Office of Federal Student Aid
 - ⁴ R.I. Office of the Postsecondary Commissioner, 2024-2025 academic year data
 - ⁵ R.I. Department of Education (graduation rates and postsecondary enrollment is based on 2023-2024 public high school graduates)
- "-" The estimate could not be computed because there were an insufficient number of sample observations.